


3M™ Wiremount Socket

.100" × .200" Mirror Image, .050" Pitch Cable, 34 Pos, Backplane Connector 3000 Series



- Connector is mirror-image version of 3310-0000 connector
- Eliminates contact numbering problems when connecting to both sides of pin field
- Positive locking metal "J" clip provides high cover retention
- Optional strain relief and pull tab available
- RoHS* compliant

Date Modified: April 4, 2007

TS-0096-10
Sheet 1 of 3

Physical

Insulation

Material: Glass Filled Polyester (PBT)

Flammability: UL 94V-0

Color: Gray

Contact

Material: Copper Alloy

J Clip

Material: Stainless Steel

Plating:

Underplating and U-Slot: 100 μ" [2.54 μm] Nickel

Wiping Area: 30 μ" [0.76 μm] Gold

Wire Accommodation: 28 AWG Solid and Stranded, 26 AWG Solid

Marking: 3M Logo, Part Identification Number, and Orientation Triangle

Electrical

Current Rating: 1 A

Insulation Resistance: $> 1 \times 10^9 \Omega$ at 500 V_{DC}

Withstanding Voltage: 1000 V_{RMS} at Sea Level

Environmental


Temperature Rating: -55°C to +105°C

"RoHS compliant" means that the product or part does not contain any of the following substances in excess of the following maximum concentration values in any homogeneous material, unless the substance is in an application that is exempt under RoHS: (a) 0.1% (by weight) for lead, mercury, hexavalent chromium, polybrominated biphenyls or polybrominated diphenyl ethers; or (b) 0.01% (by weight) for cadmium. Unless otherwise stated by 3M in writing, this information represents 3M's knowledge and belief based upon information provided by third party suppliers to 3M.

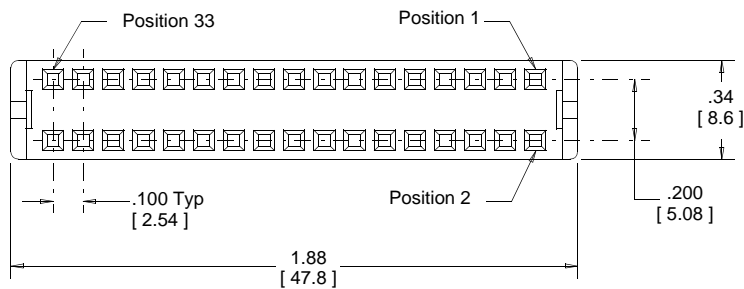
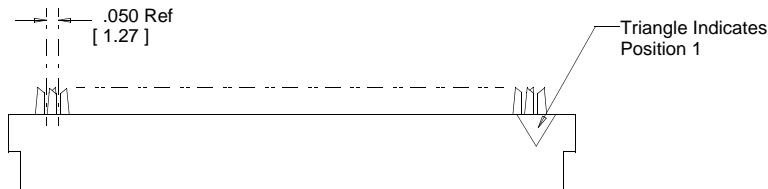
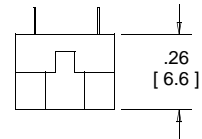
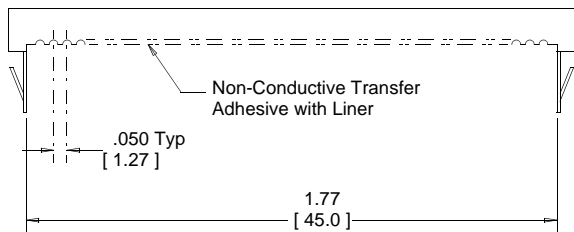
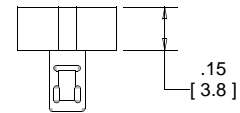

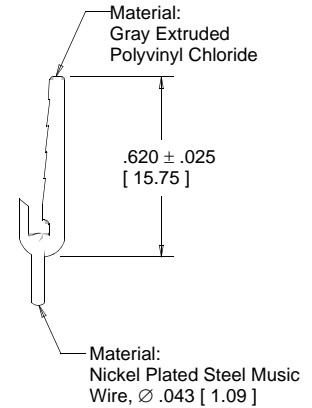
UL File No.: E68080

3M™ Wiremount Socket

.100" × .200" Mirror Image, .050" Pitch Cable, 34 Pos, Backplane Connector 3000 Series



Optional Strain Relief, 3M Part No. 3448-29



	Inch [mm]		
	Tolerance Unless Noted		
	.0	.00	.000
inch	±.1	±.01	±.005

[] Dimensions for Reference Only



Ordering Information

Socket
3471-0000

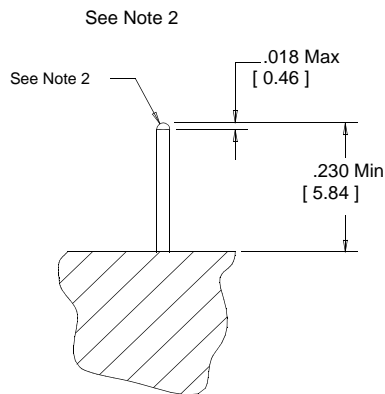
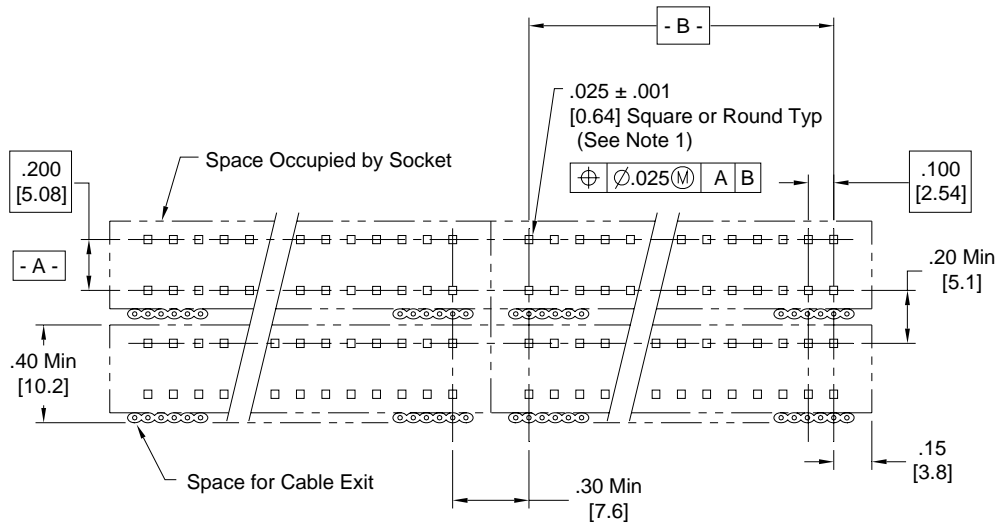
Strain Relief
3448-29

TS-0096-10
Sheet 2 of 3

3M™ Wiremount Socket

.100" × .200" Mirror Image, Post Pattern, Backplane Connector

3000 Series



Notes:
1. Measured at tip.
2. Tapered pin tip configuration recommended.

TS-0096-10
Sheet 3 of 3

Important Notice

All statements, technical information, and recommendations related to 3M's products are based on information believed to be reliable, but the accuracy or completeness is not guaranteed. Before using this product, you must evaluate it and determine if it is suitable for your intended application. You assume all risks and liability associated with such use. Any statements related to the product which are not contained in 3M's current publications, or any contrary statements contained on your purchase order shall have no force or effect unless expressly agreed upon, in writing, by an authorized officer of 3M.



3M Electronics

6801 River Place Blvd.
Austin, TX 78726-9000
800/225-5373
www.3M.com/electronics

Warranty; Limited Remedy; Limited Liability.

This product will be free from defects in material and manufacture for a period of one (1) year from the time of purchase. **3M MAKES NO OTHER WARRANTIES INCLUDING, BUT NOT LIMITED TO, ANY IMPLIED WARRANTY OF MERCHANTABILITY OR FITNESS FOR A PARTICULAR PURPOSE.** If this product is defective within the warranty period stated above, your exclusive remedy shall be, at 3M's option, to replace or repair the 3M product or refund the purchase price of the 3M product. **Except where prohibited by law, 3M will not be liable for any indirect, special, incidental or consequential loss or damage arising from this 3M product, regardless of the legal theory asserted.**



Minimum 10%
Post-Consumer Fiber

Printed in USA.

© All rights reserved. 3M 2007